



MICOS

COYOTE® STP-L

FIBER OPTIC CLOSURES



NEW

GPON READY


5G READY

The Fiber Optic Closure COYOTE® STP-L is a flexible closure of smaller dimensions. The cover latch system allows simple re-entry and keeps the closure watertight, even when permanently immersed in water (IP68). It can be used as an access closure or a distribution closure in FTTx networks.

- ▶ Capacity of up to 96 splices
- ▶ Capacity of up to 12× SC / 12× LC connector (only for COYOTE® STP-L3-E)
- ▶ Hinged splice trays for up to 24 splices (4 pcs max.)
- ▶ Scalable through gradual adding of trays
- ▶ PLC Splitter capability (small format)
- ▶ Support for ribbon fibers
- ▶ Support for midspan (loop-through) cable
- ▶ Grommets system for cables with diameters 2.4–14 mm
- ▶ Increased impact protection and water ingress resistance even when permanently immersed in water (IP68)
- ▶ Optional pole bracket
- ▶ Suitable for all types of networks



COYOTE® STP-L
Tray Storage System



COYOTE® STP-L
Organizer for Pre-terminated Drop Cables



COYOTE® STP-L
Slack Cable Storage



COYOTE® STP-L
External Connectors



Section 0
Closure

COYOTE® STP L



Section 1
Organizer Selection

XX

Select 1 option as below:

2A		Low Cover Base 2 Inputs Tray Storage System Capacity of up to 60 splices F8500STPL/0001
2B		High Cover Base 2 Inputs Tray Storage System Capacity of up to 96 splices F8500STPL/0002
3C		Low Cover Base 3 Inputs Tray Storage System Capacity of up to 60 splices F8500STPL/0003
3D		High Cover Base 3 Inputs Tray Storage System Capacity of up to 96 splices F8500STPL/0004
3E		Low Cover Base 3 Inputs Organizer for Pre-terminated Drop Cables Capacity of up to 24 splices Capacity of up to 24x SC/LC connector F8500STPL/0005
4F		Low Cover Base 4 Inputs Tray Storage System Capacity of up to 60 splices F8500STPL/0006
4G		High Cover Base 4 Inputs Tray Storage System Capacity of up to 96 splices F8500STPL/0007
9H		Low Cover Base 5 Inputs Tray Storage System Capacity of up to 60 splices Drop grommets (5 mm) are already inserted F8500STPL/0008

Section 2
Tray Type Selection

2A	XX
2B	XXXX
3C	XX
3D	XXXX
3E	
4F	XX
4G	XXXX
9H	XX

Select trays as below:

A		Tray STP-XL SINGLE FUSION Set Up to 24 splices 85100019
B		Tray STP-XL Set for Crimp Protection Up to 24 splices 85100021
C		Tray STP-XL Set for Ribbon Protection Up to 8 splices 85100020
DD		Tray STP-L with Tray Management SINGLE FUSION Set Up to 60 splices K85100104 <i>Can only be used once in the bottom position</i>
EE		Tray STP-L with Tray Management Set for Crimp Protection Up to 120 splices K85100105 <i>Can only be used once in the bottom position</i>
N	NONE	The position remains empty

Section 3
Grommets Selection

XX	XX
XXXX	
XX	X
XXXX	
XX	X

Select grommets as below:

A		Solid 85100013
W		4.3-10.2 mm K85100112
Y		10.2-14.0 mm K85100113
I		2x 4.0-4.3 mm 50161864
J		4x 2.4-3.2 mm 50161865
K		4x 3.8 mm 85100046
L		2x Flat Drop Cable 8.0 x 4.0 mm 85100045
1		2x 2.4-3.2 mm 6.9-8.1 mm TLG-1 On request

Select grommets as below:

5		12x 4.7-5.1 mm 80813534
7		10x 7.0 mm 85100018
	COMING SOON	

Section 4
Accessories

XXX

Select 3 options as below:

B	Fiber Pick 80812311
K	Crimp Splice Holder 80808018
R	Ribbon Splice Holder 80812439
N	NONE



Examples of creating a name:

COYOTE® STP L-2A-AA-77-NNN

COYOTE® STP L-3C-DD-YY-7-NNN

COYOTE® STP L-3E-YY-7-NNN

COYOTE® STP L-4G-AAAA-WWWW-NNN

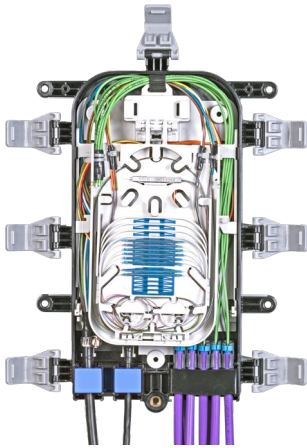
Section 0

Section 1


Section 2

Section 3


Section 4



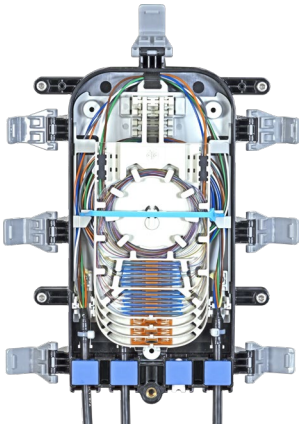
COYOTE® STP L-3C-DD-YY-7-NNN
SPLICING: 60 SPLICES IN THE TRAY STP-L
WITH THE TRAY MANAGEMENT




COYOTE® STP L-3C-DD-YY-7-NNN
SPLICING: 60 SPLICES IN THE TRAY STP-L
WITH THE TRAY MANAGEMENT,
TILTED TRAYS



COYOTE® STP L-3C-DD-YY-7-NNN
SPLICING: 60 SPLICES IN THE TRAY STP-L
WITH THE TRAY MANAGEMENT,
TILTED TRAY STP-L



COYOTE® STP L-4G-AAAA-WWWW-NNN
SPLICING: 48 SPLICES BY USING
THE TRAYS STP-XL



COYOTE® STP L-3E-YY-7-NNN
SPLICING: 24 SPLICES,
ORGANIZER
FOR PRE-TERMINATED
DROP CABLES



Pole Bracket
STP-L



Slack Cable Storage
for STP-L

TECHNICAL SPECIFICATIONS

Inputs / Outputs (quantity × range)	2× or 4× 2.4–14 mm (follow the Configurator – Section 3 – Grommets Selection)
Grommets (type and number of used grommets)	Grommets System – 2, 3 or 4 pcs
Ingress Protection	IP68
Impact Protection	IK10
Material	PC
Color	Black RAL 9005
Dimensions (H × W × D)	300 × 200 × 60/80 mm
Weight	0.7 kg

ORDERING CODES

On request	Custom Configuration
Follow the Configurator (Section 1)	Closure with Organizer Separately
Follow the Configurator (Section 2)	Tray Kit Separately
Follow the Configurator (Section 3)	Grommets Kit Separately
854G.F1/000XF	Pole Bracket STP-L
854G.D9/000X	Slack Cable Storage for STP-L
80813669	High Cover STP-XL, Bracket for 2 Trays, Set
854G.29/000XF	Microduct Holder STP-XL Outside

More information:

<https://www.micostelcom.com/en/fiber-optic-closures/coyote-stp-l>