



# MDB XS

**NEW** **GPON READY** **5G READY** **FiberRoad** **SFMS**



The Fiber Optic Box MDB XS, designed for various fiber organizers inside, can be configured to address a wide range of fiber optic splice and/or connectivity applications for PON, GPON and 5G networks. The MDB XS provides the ideal splicing solution for multi dwelling unit fiber distribution points or outdoor pole mounted splice applications.

- Capacity of up to 48 splices
- Capacity of up to 16× SC / 32× LC connector (for boxes with organizer B)
- Multiple cable or tube entry ports on all sides of the box to increase installation flexibility
- Top output – PG grommet for using outdoors, Grommets System for using indoors
- Support for various fiber organizers
- Fiber Optic Tray KM 6 for up to 24 splices (2 pcs max., organizer A)
- Holder for 6 pcs of adapters – Simplex, Duplex or LC Quad (for boxes with organizer A)
- Optional placing of PLC Splitters in the management (outside a tray)
- Removable internal fiber management chassis to enable maximum access
- Support for ribbon fibers
- Support for midspan (loop-through) cable deployments (via an express port)
- Grommets system for cables with diameters 1.8–13 mm
- Increased durability, impact protection and water / dust ingress resistance (IP65, IK10)
- Integrated pole bracket
- Suitable for all types of networks




### KM 6

- For splicing
- Up to 24 splices




### SFMS SYSTEM

- For splicing
- Up to 12 splices
- Only for fibers  $\varnothing$  0.25 mm




### GROMMETS SYSTEM

- For cables with diameters 1.8–13 mm
- 1× top position (only for using indoors)
- 2× bottom position



**MDB XS-EC N-A-DP**  
 PATCHING: 6× SC CONNECTOR

**MDB XS-EC N-C-AAAA**  
 SPLICING: 24 SPLICES + SPLITTER



**MDB XS-EA N-B-D**  
 PATCHING: 16× SC CONNECTOR



Microduct Termination in the Box

Slack Cable Storage for MDB XS



Integrated pole bracket



**TECHNICAL SPECIFICATIONS**

Inputs / Outputs (quantity × range)	For using outdoors: 2× 1.8–13 mm 1× 10–14 mm or optional insert For using indoors: 3× 1.8–13 mm (follow the Configurator – Section 1 – Grommets Selection)
Grommets (type and number of used grommets)	For using outdoors: Grommets System – 2 pcs PG 16 – 1 pc For using indoors: Grommets System – 3 pcs
Ingress Protection	IP65
Impact Protection	IK10
Flammability Degree	V0
Material	PC / ASA
Color	light gray RAL 7035
Dimensions (H × W × D)	252 × 150 × 85 mm
Weight	1 kg

**ORDERING CODES**

On request	Custom Configuration
Follow the Configurator (Section 1)	Grommets Kit Separately
Follow the Configurator (Section 2)	Box with Organizer Separately
Follow the Configurator (Section 3)	Tray Kit Separately
85U8.15/000XF	Slack Cable Storage for MDB XS

• For other variants, please, contact our sales department.

Section 0  
Box

Section 1  
Grommets Selection

Section 2  
Organizer Selection


MDB XS

XX X

X

A  
B  
C

bottom top  
A-K - Only for using indoors  
P - For using outdoors



Select 3 options as below:		
A		24× 1.8–2.2 mm (already cut) <b>85C3.60/000X</b>
B		24× 2.2–3.0 mm (already cut) <b>85C3.61/000X</b>
C		12× 3.6–4.6 mm (can be cut) <b>85C3.71/000X</b>
D		12× 4.6–5.6 mm (can be cut) <b>85C3.62/000X</b>
E		8× 5.6–6.6 mm (can be cut) <b>85C3.69/000X</b>
F		8× 6.6–7.6 mm (can be cut) <b>85C3.63/000X</b>
G		4× 7.6–8.6 mm (can be cut) <b>85C3.68/000X</b>
H		4× 8.6–9.6 mm (can be cut) <b>85C3.64/000X</b>
J		2× 9.6–10.6 mm 2× 11.6–13.0 mm (can be cut) <b>85C3.65/000X</b>
K		2× 9.6–10.6 mm 2× 10.6–11.6 mm (can be cut) <b>85C3.66/000X</b>
P		PG 16 Grommet – only top inputs for using outdoors <b>On request</b>
N	NONE	The position remains empty

Select 1 option as below:	
A	<p>Patching and splicing</p> <p>Use with adapters Ability to combine KM 6 with the adapter holder Capacity of up to 48 splices (without the adapter holder) Capacity of up to 12× SC / 24× LC connector <b>85U8.17/000X</b></p>
B	<p>Patching, covered splicing section</p> <p>Use with adapters Capacity of up to 24 splices (covered splicing section) Capacity of up to 16× SC / 32× LC connector Only SC duplex or LC quad <b>85U8.16/000X</b></p>
C	<p>Only splicing, SFMS Trays</p> <p>Only splicing SFMS Trays For SC Short, SE Short Capacity of up to 24 splices <b>85U8.18/000X</b></p>

### Section 3 Tray Type Selection

XX

X

XXXX

Select 2 options as below (only for management „A“):		
D		KM 6 for heatshrink 85C3.83/000X
E		KM 6 for ribbon 85C3.84/000X
F		KM 6 for crimp 85C3.85/000X
P		Adapter Panel MDB XS Capacity of up to 12× SC / 24× LC connector (SC duplex / LC quad) 85U8.14/000X
N	NONE	The position remains empty

Select 1 option as below (only for management „B“):		
D		KM 6 for heatshrink 85C3.83/000X
E		KM 6 for ribbon 85C3.84/000X
F		KM 6 for crimp 85C3.85/000X
N	NONE	The position remains empty

Select up to 4 options as below (only for management „C“):		
A		SC Short, 6F, for heatshrink 80811933
B		SC Short, 12F, for crimp 50161402
C2		SE Short, 12F, for heatshrink 80811935
D2		SE Short, 4× ribbon or 4× splitter, for ribbon 80812916
N	NONE	The position remains empty

TRAYS COMPATIBLE WITH  
THE FIBEROAD™ SYSTEM

SFMS TRAYS

### Examples of creating a name:

MDB XS-EA N-A-DP

MDB XS-FA A-B-D

MDB XS-EA N-C-AAAA

